



MARIANO MARCOS STATE UNIVERSITY
Procurement Division

Request for Quotation (RFQ)
(Goods and Services)

Document Code

PD-FRM-002

Revision No.

5 Page 1 of 2

Effectivity Date

April 20, 2022

REQUEST FOR QUOTATION (RFQ)

Date: NOV 08 2022
PR No. 2022-11-298 (05 R00441)

Sir/Madam:

Please quote your lowest price on the item/s listed below, and submit your quotation duly signed by you or your duly authorized representative not later than **3 days** subject to the Terms and Conditions provided at the last page of this RFQ.

Delivery period must be at least within 30 days upon receipt of the Notice to Proceed or Purchase Order.

For any clarification, you may email us at bac@mmsu.edu.ph.

NATHANIEL R. ALIBUYOG
BAC Chair

ITEM	QTY	Unit	ITEM DESCRIPTION	ABC/unit	UNIT PRICE
	<u>1</u>	unit	SPLIT TYPE AIRCON, 2TOR split type Inverter wall mounted A/C (220V/60 Hz/IP w/ cooling capacity of 24,000 Btu/hr (2.5HP) inclusive of installation	75,000.00	

TOTAL ESTIMATED BUDGET: 150,000.00

REMARKS/NOTE:

After having carefully read and accepted your Terms and Conditions, I/we submit our quotation/s on the item/s at prices indicated above.

Business Name: _____
Business Address: _____
Printed Name of the Owner: _____
TIN: _____
PhilGEPS Registration Number: _____
Business Permit: _____
Omnibus Sworn Statement: _____

Signature over Printed Name



Tel. No./Cellphone No./e-mail address

Date

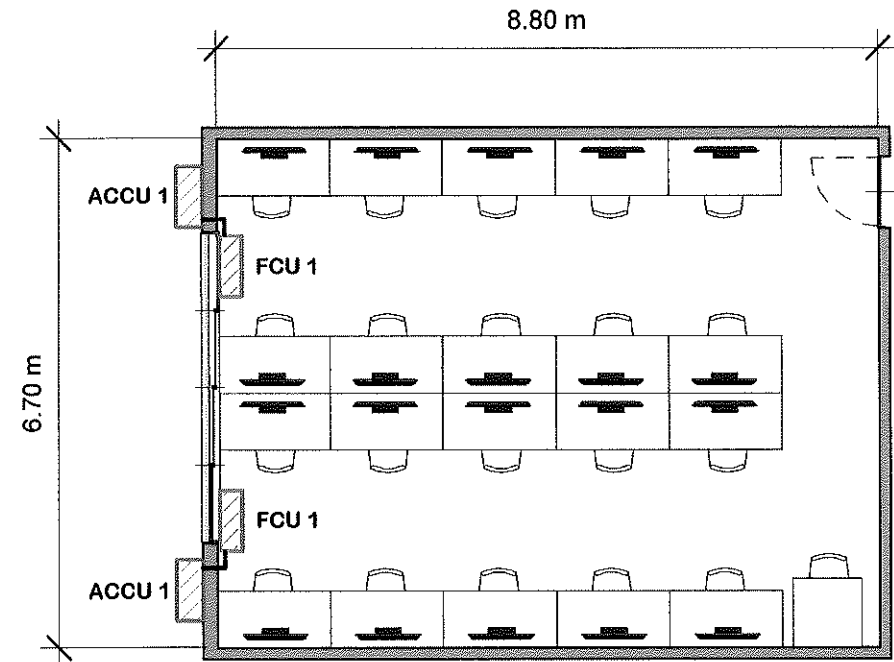
Disclaimer: Reproduction of this form is allowed subject to compliance to the Documented Information Procedure established by MMSU.

Air-Conditioning Unit Schedule								
Designation	Location	Qty	Description	Cooling Capacity			HP	V/hz/ph
				Btu/h	Kj/h	KW		
ACU 1	CAS INTERNET HUB	2	Split Type Wall Mounted - VFD Type (Inverter) DAIKIN	24,200 (4,100-28,000)	25,652 (4,346-29,680)	7.1 (1.2-8.2)	3.0	230/60/1

SCHEDULE OF EQUIPMENT


-  - OUTDOOR UNIT (ACCU)
 - INDOOR UNIT (FCU)

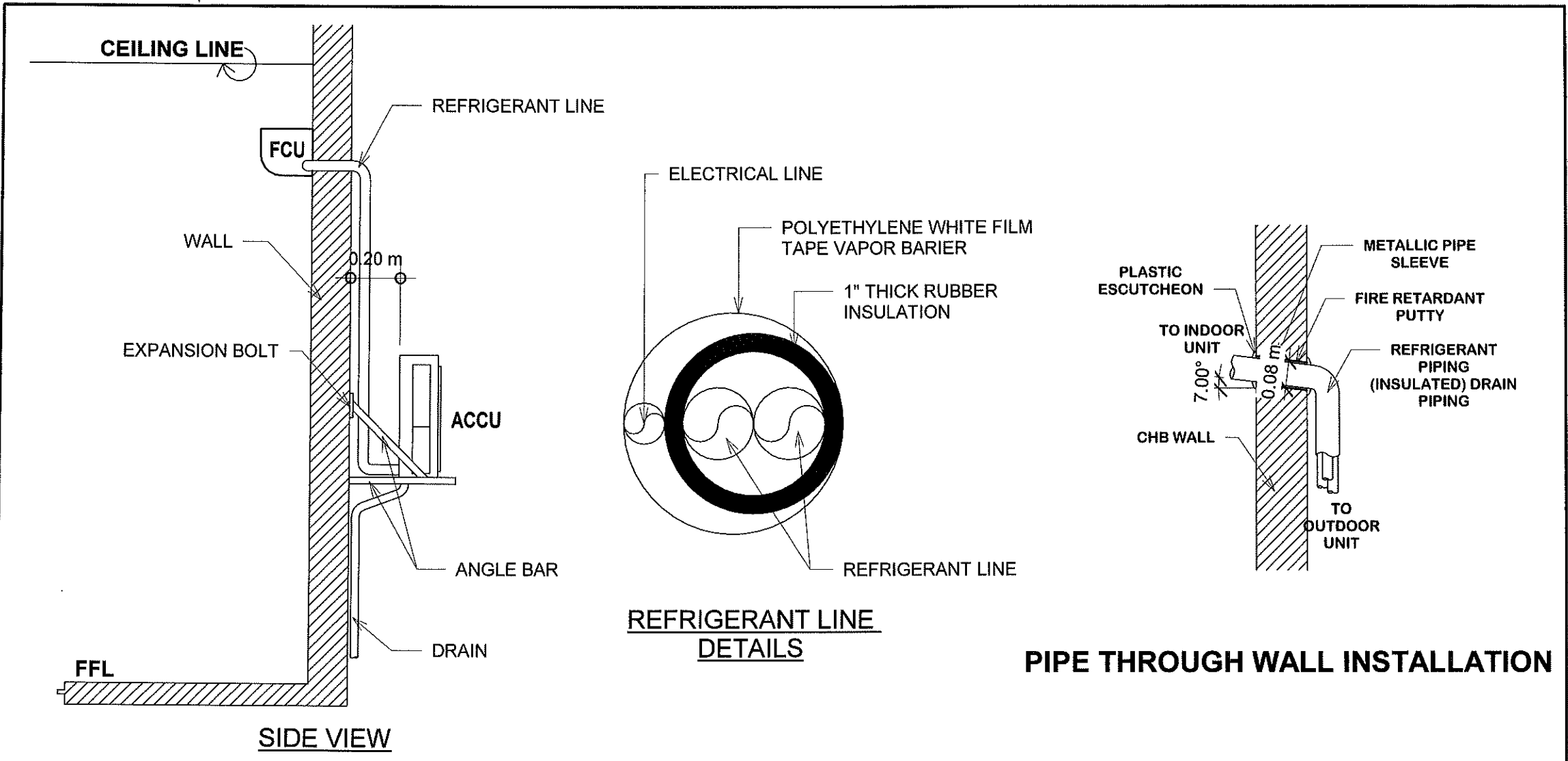
LEGEND / SYMBOL








CAS INTERNET HUB ACU PLAN

SCALE 1:100m

	DRAWN BY: BJAY A. DAYANG <small>DRAFTSMAN I</small>	PROJECT TITLE: PROVISION OF AIR-CONDITIONING UNIT AT CAS INTERNET HUB	CONFORME: MARIVIC M. ALIMBUYUGUEN <small>DEAN, CAS</small>	SHEET CONTENT:	SHEET NO:
	PREPARED BY: DENNIS CLYDE G. ACANTILADO <small>MECHANICAL ENGINEER</small>	CHECKED/REVIEWED BY: AIDA V. CABANG <small>ARCHITECT IV, CHIEF-PHYSICAL PLANNING SECTION</small>	RECOMMENDING APPROVAL: ROMEO B. BULDULAO <small>DIRECTOR, PPDO</small>	APPROVED BY: SHIRLEY C. AGRUPIS <small>UNIVERSITY PRESIDENT</small>	



AIR-CONDITIONING UNIT DETAIL

	DRAWN BY: BJAY A. DAYANG <small>DRAFTSMAN I</small>	PROJECT TITLE: PROVISION OF AIR-CONDITIONING UNIT AT CAS INTERNET HUB	CONFORME:  MARIVIC M. ALIMBUYUGUEN <small>DEAN, CAS</small>	SHEET CONTENT:	SHEET NO.:
	PREPARED BY:  DENNIS CLYDE G. ACANTILADO <small>MECHANICAL ENGINEER</small>	LOCATION: MMSU - CAS, CITY OF BATAV, ILOCOS NORTE CHECKED/REVIEWED BY:  AIDA V. CABANG <small>ARCHITECT IV, CHIEF-PHYSICAL PLANNING SECTION</small>	RECOMMENDING APPROVAL:  ROMEO B. DULBE <small>DIRECTOR, PPDO</small>	APPROVED BY: SHIRLEY C. AGRUPIS <small>UNIVERSITY PRESIDENT</small>	

Heat Gain Summary

Safety Factor = 10%

Space	System										Total Zone Sensible Heat Gain			Total Zone Latent Heat Gain	Total Zone Heat Gain	Total Zone Heat Gain	Total Zone Heat Gain	Total Zone Heat Gain	Total Zone Heat Gain
		Wall	Partition	Door	Glazing	Roof	Floor	People	Lighting	Equipment	[W]	People	Equipment	[W]	[W]	[KW]	[BTUH]	[KJ/HR]	[TOR]
		[W]	[W]	[W]	[W]	[W]	[W]	[W]	[W]	[W]	[W]	[W]	[W]	[W]	[W]	[KW]	[BTUH]	[KJ/HR]	[TOR]
INTERNET HUB		672.78	892.93	0.00	3,639.21	2,144.00	0.00	1,575.00	589.60	2,793.00	13,537.18	1,155.00	0.00	1,270.50	14,807.68	14.81	50,760.71	53,806.35	4.23

Equipment Sizing Summary

Space	System	Total Zone Sensible Heat Gain	Total Zone Latent Heat Gain	Outdoor Air Sensible Heat Gain	Outdoor Air Latent Heat Gain	Duct Heat Gain	Fan Heat Gain	Total Heat Gain
		[W]	[W]	[W]	[W]	[W]	[W]	[W]
								0


 DENNIS CLYDE S. ACANTILADO, RME, RMF
 Mechanical Engineer